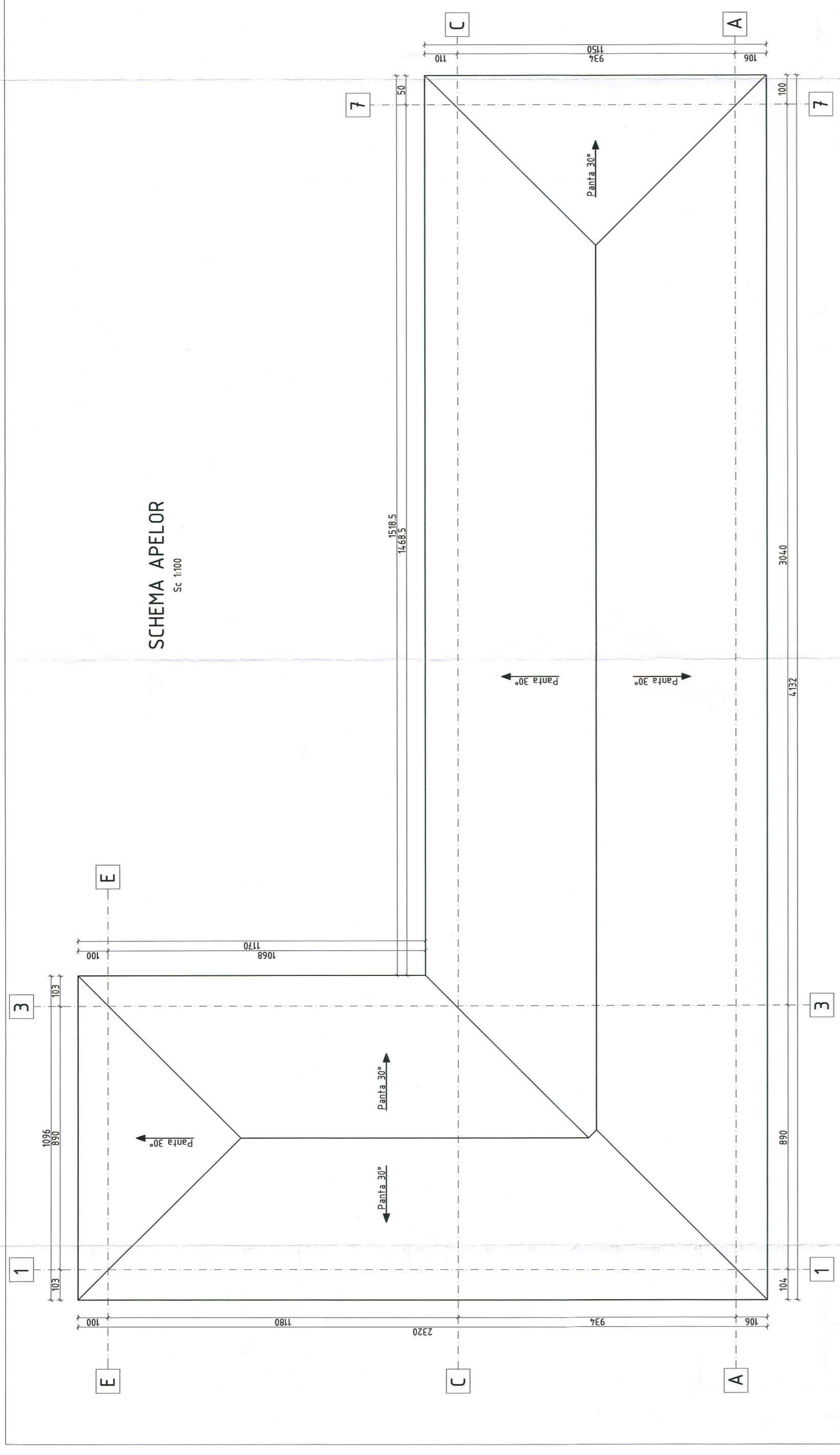


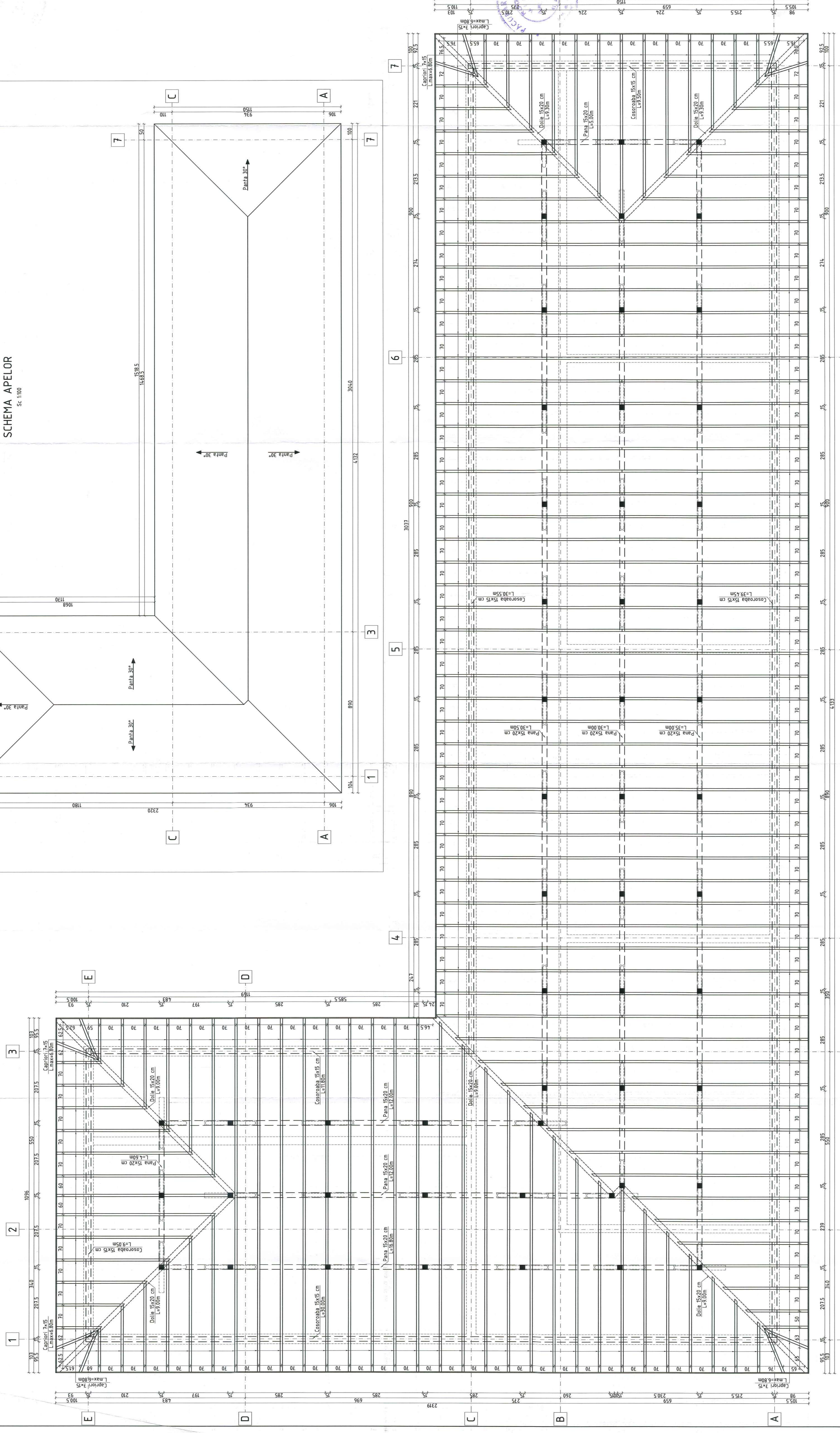
PLAN SARPANTA
si SCHEMA APELOR

Sc. 1:50 (1:100)

SCHEMA APELOR
Sc. 1:100




PLAN SARPANTA
Sc. 1:50



- Legenda:
- Pop/Stalol lemn 15x15cm, L=84cm
 - Contrafixa, 10x10cm, L=70cm
 - Tapla 15x15cm, L=160m

NOTE:

- Material lemnos ignifugat conform C58-96;
- Cosorobate se vor pune de centura de beton unice la fiecare capat de scara;
- Panii se monteaza pe talpi de lemn de scara la sectiunea de 15x15cm.



verificator:	nume:	sema:	seria:
referat nr. / data:			
<p>proiectant: Ing. Andreea Adrian</p> <p>desenat: Ing. Andreea Adrian</p> <p>set proiect: arh. David Bianca</p> <p>executie: Unitatea Administrativ-teritoriala MAT - BARSA</p>			
<p>proiectant: Ing. Andreea Adrian</p> <p>desenat: Ing. Andreea Adrian</p> <p>set proiect: arh. David Bianca</p> <p>executie: Unitatea Administrativ-teritoriala MAT - BARSA</p>		<p>scara: 150</p> <p>data: Sept 2023</p> <p>nr. proiect: 215/2022</p> <p>faza: P.T.</p>	
<p>titlu proiect: LUCRARI DE EFICIENTARE ENERGETICA LA SCOLA GINAZIALA BARSA nr. 97, com. Barsa, Jud. Arad</p>			
<p>planşa: PLAN SARPANTA si SCHEMA APELOR</p>		<p>nr. planşa: R.01</p>	